

RingCentral Rooms™

Web conferencing solution for every sized conference room.



RingCentral Rooms transforms your conference room spaces into dynamically enabled web conferencing destinations. Using existing or off-the-shelf equipment, you can easily set up, hold, and manage web conferences with the highest quality “in-room” experience.

Features and benefits

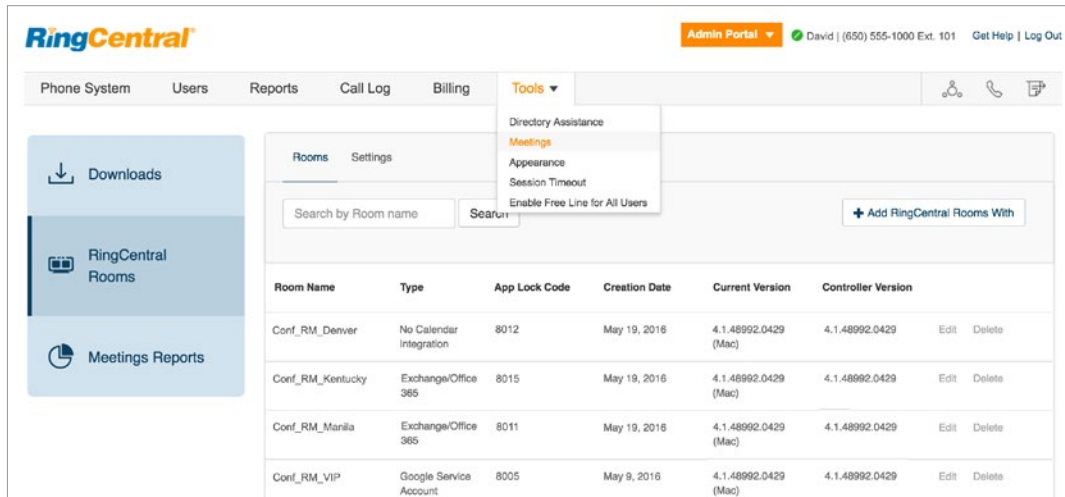
- Equip conference rooms with a state-of-the-art service for holding HD video, audio, and online meetings.
- Avoid expensive proprietary hardware and configuration; works with off-the-shelf hardware.
- Connect to RingCentral Meetings participants who join from smartphones, tablets, desktops, phones, H.323/SIP conference room system, and other RingCentral Rooms.
- RingCentral Rooms works in smaller huddle spaces, medium-sized conference rooms, as well as larger boardrooms.
- Intuitive iPad® console empowers users to start, join, and manage conferences. Easily control the camera, speakers, and video. Send an invitation to any participant right from the console.
- Google and Microsoft Office 365™/Exchange® are integrated for simple conference scheduling and calendar synchronization.
- Easily share presentations, files, and desktops from a variety of sources, including Wi-Fi, AirPlay® Mirror, and wired HDMI devices.
- Enable and connect existing H.323/SIP conference room systems to the cloud with Room Connector™.
- RingCentral Rooms extends the breadth of your RingCentral Meetings® service by offering dedicated, enterprise-grade conferencing hubs.

How it works

Once you have your iPad, camera, speakers, Mac, and monitors connected and apps configured, you can easily manage your RingCentral Rooms from your online account and start a meeting right from your iPad.

Manage RingCentral Rooms from the Meetings tool

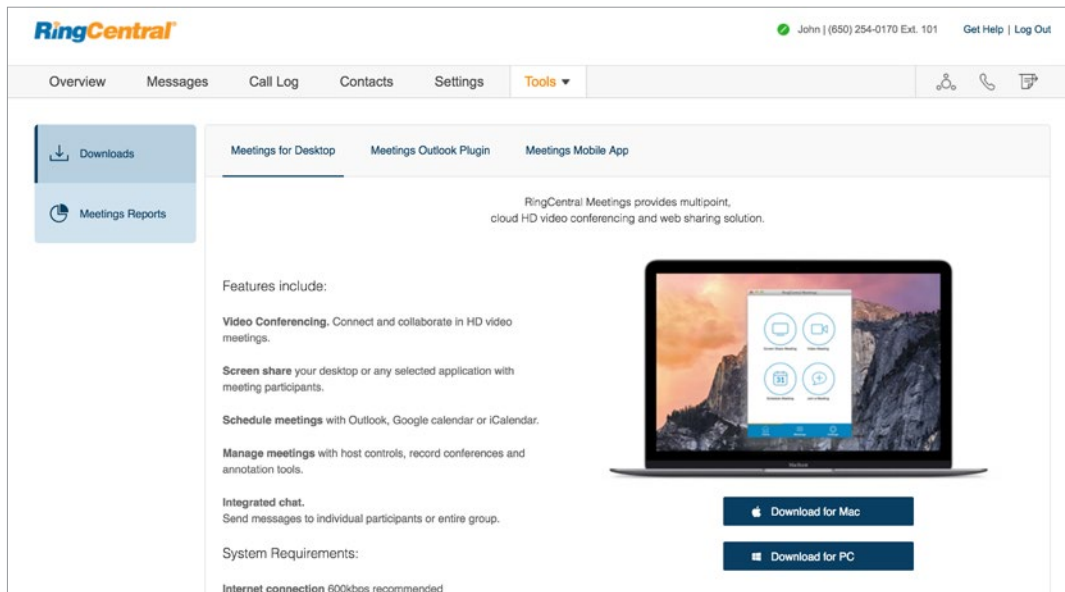
Administrator view



Administrators can manage all RingCentral Rooms from the Meetings tool within their online accounts. Easily add, update, and configure the calendar integration.

Administrators can also create reports of RingCentral Meetings usage, including number of meetings, meeting duration, and number of participants.

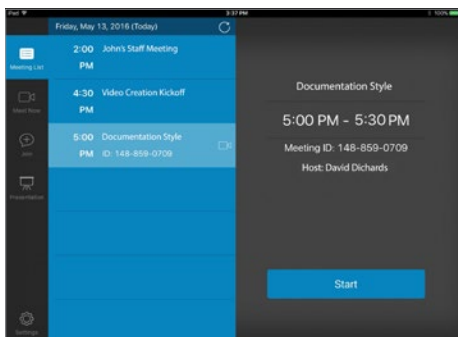
User view



Users can easily download the RingCentral Meetings app and plug-in from one location.

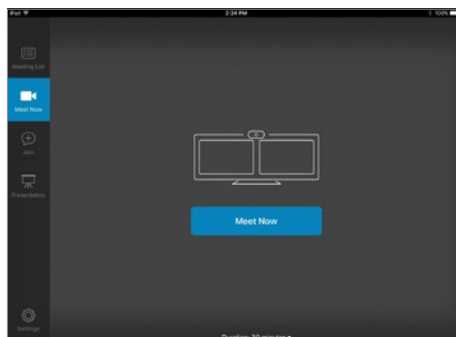
Users can also view their own Meetings usage from this tool.

Manage RingCentral Rooms from an iPad console

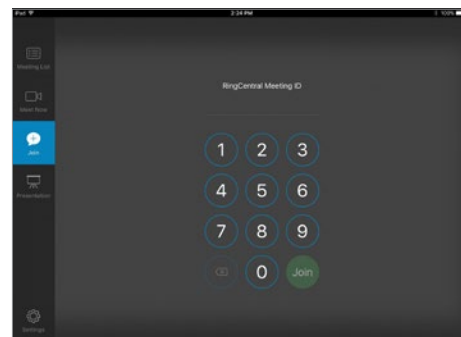


Seamlessly integrate with your Google and Microsoft Office 365/Exchange calendars. RingCentral Rooms automatically displays all of your scheduled meetings for the specific conference room.

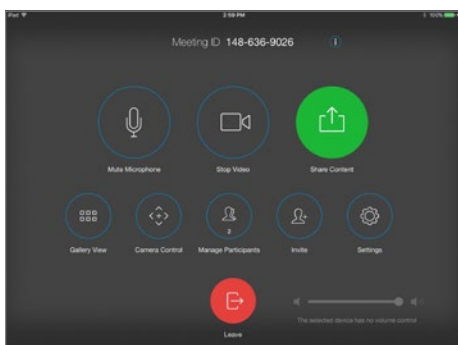
Simply tap to start your meeting from the iPad console in any given conference room.



Start an ad hoc online meeting or video conference with one tap from the iPad console. Easily send an invitation to anyone from the conference room.



Join a RingCentral meeting from a conference room by simply entering a meeting ID. Connect and collaborate with other RingCentral Meetings participants from mobile, desktop, desk phones, or other RingCentral Rooms.



Boost your in-room experience with an intuitive iPad console. Easily control the camera and speakers, configure conference room settings, interact with other participants, or share content right from the iPad.

System requirements:

- Mac computer with Mac OS® 10.9 or later
 - » For single monitor: Intel® Core™ i5 2 GHz processor or higher
 - » For dual monitors: Intel Core i7 3 GHz processor or higher
- Apple iPad or iPad mini™ with iOS® 7 or later (as a control)
- Camera and audio system (microphone and speaker)
- Monitor(s)
- Requires RingCentral Office subscription with RingCentral Meetings